

4/6 Lab #12

~~E. coli~~ Kl. pneumo

~~S. marc~~ Ps. aeruginosa

Each team needs

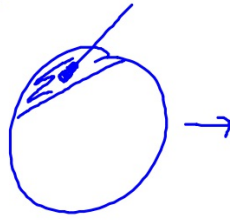
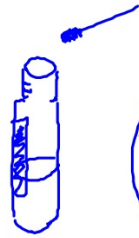
1 - plate → plate Kl pneumo

1 - plate → plate Ps. aeruginosa

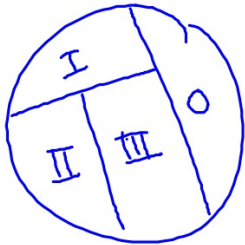
1 of either broth → plate (Kl pneumo
or
Ps. aeruginosa)

1 mixed broth → plate

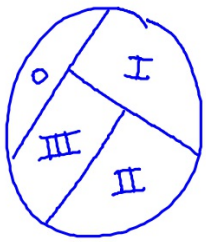
Streaking




isolate w/ loop



Streaking



looking down at media



on bottom

45 or less
media



lid



with swab

loop for
I, II + III

